

Ministry of Education and Science of Ukraine  
**ODESSA NATIONAL ACADEMY OF  
FOOD TECHNOLOGIES**

International Competition of  
Student Scientific Works

**BLACK SEA  
SCIENCE 2021**  
**PROCEEDINGS**



**ODESSA, ONAFT 2021**

Ministry of Education and Science of Ukraine  
Odessa National Academy of Food Technologies

International Competition of Student Scientific Works

# **BLACK SEA SCIENCE 2021**

**Proceedings**

Odessa, ONAFT 2021

Recommended for print by the Academic Council of  
Odessa National Academy of Food Technologies  
on April 6, 2021, Protocol No. 13

**Editorial board:**

**Prof. B. Iegorov**, D.Sc., Professor, Rector of the Odessa National Academy of Food Technologies, Editor-in-chief

**Prof. M. Mardar**, D.Sc., Professor, Vice-Rector for Scientific and Pedagogical Work and International Relations, Editor-in-chief

**Dr. I. Solonytska**, Ph.D., Assoc. Professor, Director of the M.V. Lomonosov Technological Institute of Food Industry, Head of the jury of «Food Science and Technologies»

**Dr. Yu. Melnyk**, D.Sc., Assoc. Professor, Director of the G.E. Weinstein Institute of Applied Economics and Management, Head of the jury of «Economics and Administration»

**Dr. S. Kotlyk**, Ph.D., Assoc. Professor, Director of the P.M. Platonov Educational-Scientific Institute of Computer Systems and Technologies “Industry 4.0”, Head of the jury of «Information Technologies, Automation and Robotics»

**Prof. B. Kosoy**, D.Sc., Professor, Director of the V.S. Martynovsky Institute of Refrigeration, Cryotechnology and Ecoenergetics, Head of the jury of «Power Engineering and Energy Efficiency»

**Prof. G. Krusir**, D.Sc., Professor, Head of the Department of Ecology and Environmental Protection Technologies, Head of the jury of «Ecology and Environmental Protection»

**Dr. V. Kozhevnikova**, Ph.D., Assoc. Professor, of the Department of Hotel and Catering Business, ONAFT, Technical Editor

**Black Sea Science 2021:** Proceedings of the International Competition of Student Scientific Works / Odessa National Academy of Food Technologies; B. Iegorov, M. Mardar (editors-in-chief.) [*et al.*]. – Odessa: ONAFT, 2021. – 731 p.

Proceedings of International Competition of Student Scientific Works «Black Sea Science 2021» contain the works of winners of the competition.

The author of the work is responsible for the accuracy of the information.

### **Organizing committee:**

**Prof. Bogdan Iegorov**, D.Sc., Rector of Odessa National Academy of Food Technologies, Head of the Committee

**Prof. Maryna Mardar**, D.Sc., Vice-Rector for Scientific and Pedagogical Work and International Relations of Odessa National Academy of Food Technologies, Deputy Head of the Committee

**Prof. Stefan Dragoev**, D.Sc., Vice-Rector for Scientific Work and Business Partnerships of University of Food Technologies (Bulgaria)

**Prof. Baurzhan Nurakhmetov**, D.Sc., First Vice-Rector of Almaty Technological University (Kazakhstan)

**Prof. Mircea Bernic**, Dr. habil., Vice-Rector for Scientific Work of Technical University of Moldova (Moldova)

**Prof. Jacek Wrobel**, Dr. habil., Rector of West Pomeranian University of Technology (Poland)

**Prof. Michael Zinigrad**, D.Sc., Rector of Ariel University (Israel)

**Dr. Mei Lehe**, Ph.D., Vice-President of Ningbo Institute of Technology, Zhejiang University (China)

**Prof. Plamen Kangalov**, Ph.D., Vice-Rector for Academic Affairs of “Angel Kanchev” University of Ruse (Bulgaria)

**Dr. Alexander Sychev**, Ph.D., Assoc. Professor of Sukhoi State Technical University of Gomel (Belarus)

**Dr. Hanna Lilishentseva**, Ph.D., Assoc. Professor, Head of the Department of Merchandise of Foodstuff of Belarus State Economic University (Belarus)

**Prof. Heinz Leuenberger**, Ph.D., Professor of the Institute of Ecopreneurship of University of Applied Sciences and Arts (Switzerland)

**Prof. Edward Pospiech**, Dr. habil., Professor of the Institute of Meat Technology of Poznan University of Life Sciences (Poland)

**Prof. Lali Elanidze**, Ph.D., Professor of the Faculty of Agrarian Sciences of Iakob Gogebashvili Telavi State University (Georgia)

**Dr. V. Kozhevnikova**, Ph.D., Senior Lecturer of the Department of Hotel and Catering Business of Odessa National Academy of Food Technologies, Secretary of the Committee

# **3. INFORMATION** **TECHNOLOGIES,** **AUTOMATION AND** **ROBOTICS**

## LIGHTING SYSTEM CONTROL FOR EVERYDAY AND THERAPEUTIC PURPOSES

**Author:** Viktor Mashkov

**Advisor:** Yulka Petkova

Technical University of Varna (Bulgaria)

**Abstract.** *The goal of this article is to provide a method for controlling an LED-based, scalable lighting system. It is known that the spectral characteristics of ambient light affect the natural production of hormones cortisol and melatonin and to a great extent govern the circadian rhythm of living organisms. We provide a solution that allows controlling certain spectral characteristics of the illuminator's luminous flux in order to mimic those of daily solar radiation. Into account are also taken users' age group, their momentary desire for the magnitude of the luminous flux and possibilities for therapeutic applications aiming to reduce some hormonal imbalances. Damaging the natural circadian rhythm of living organisms has been known to cause a number of short and long term side-effects, increase risk of dementia, certain types of cancer and other neurodegenerative deceases.*

**Keywords:** *LED Lighting, Artificial Light Control, Circadian Rhythm.*

### I. INTRODUCTION

Through recent years, LED lights have rapidly progressed, offering massive energy savings, reliability and management possibilities. Lately, a growing interest in the latter has occurred. In 2018, the Scientific Committee on Emerging and Newly Identified Health Risks published a paper on "Health Effects of Artificial Light" where possible health risks of different artificial light sources are analyzed [1]. Proposed is regulating different spectral characteristics of light in order to achieve greater cognitive, mood and general health outcomes. Since then, increasing attention has been given to managing the correlated color temperature of the luminous flux of an artificial light source to mimic the diurnal cycle of the summer sunshine [1, 2]. Our aim is to offer a solution which provides control over the correlated color temperature and luminous flux of an LED-based artificial light system with personalization in mind without the use of complex and expensive hardware.

### II. LITERATURE ANALYSIS

Taking into account numerous research [1-7 and many others], we gather the relevant parameters for this paper. It is shown that human circadian rhythm has a strong dependency on spectral characteristics of ambient light [1, 2]. In addition, with age, the eyes' crystalline lens acquires a yellow tint, affecting perception of color [3]; hence adjustments based on user age are needed. In this paper users are divided into three separate age brackets: young children, teens to middle aged and elderly. Different age brackets affect the peak Correlated Color Temperature (CCT) of the simulated solar

cycle. The first age bracket is categorized with little to no yellow tint of the crystalline lens (peak CCT does not exceed 4500K), the second - with little to moderate (peak CCT does not exceed 6500K) and the third - with moderate to high (peak CCT can reach 7500K) [3]. An additional regime of function is added for therapeutic purposes - users are to use it for a limited amount of time - anywhere from 30 minutes to 2 hours for Seasonal Affective Disorder (SAD) management [4].

Obtaining desired CCT is heavily reliant on the use of the CIE 1931 XYZ color and xy chromaticity space and the McCamy xy chromaticity to CCT cubic approximation. When mixing colors we deploy the vector properties of the aforementioned color space - addition of colors and determination of resulting characteristics are reduced to the corresponding vector operations - addition and multiplication. Assuming X, Y, Z color coordinates, the coordinates at which its directrix pierces the chromaticity plane (the xy chromaticity coordinates) are calculated as follows:

$$x = \frac{X}{X+Y+Z} \quad y = \frac{Y}{X+Y+Z} \quad z = \frac{Z}{X+Y+Z}$$

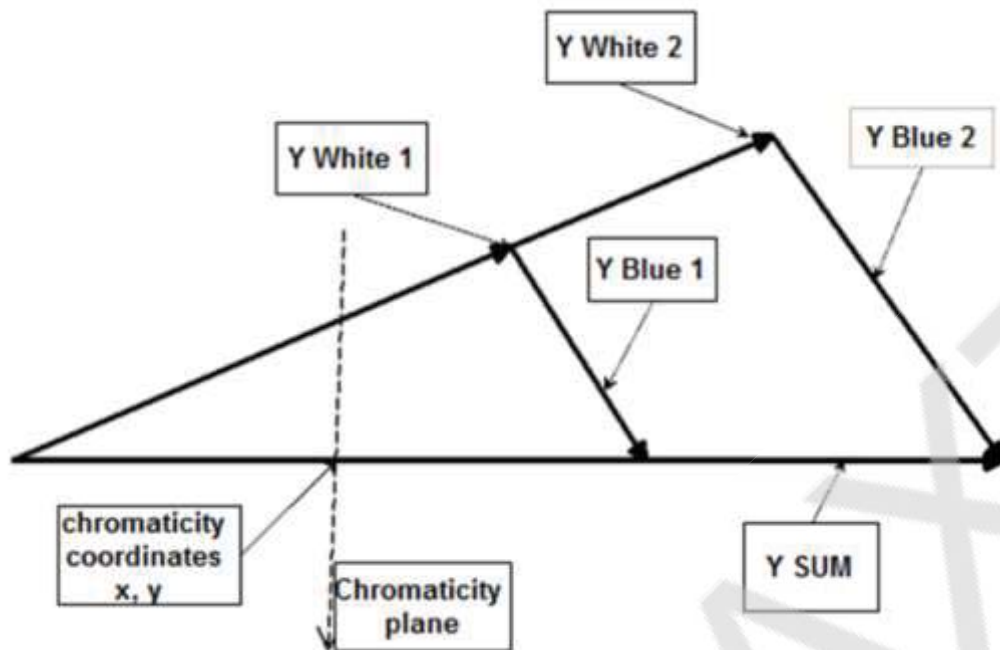
### III. OBJECT, SUBJECT, AND METHODS OF RESEARCH

LED manufactures provide datasheets [6], containing chromaticity coordinates (x, y) and luminous flux (Y), depending on operating current, voltage and temperature of the p-n junction. With such data in the system we can calculate the resulting color using the formulas:

$$\begin{aligned} X_{\Sigma} &= m * x_w * \left( \frac{Y_w}{y_w} \right) + n * x_B * \left( \frac{Y_B}{y_B} \right) \\ Y_{\Sigma} &= m * Y_w + n * Y_B \\ Z_{\Sigma} &= m * \left( \frac{Y_w}{y_w} \right) * (1 - x_w - y_w) + n * \left( \frac{Y_B}{y_B} \right) * (1 - x_B - y_B) \end{aligned}$$

where  $X_{\Sigma}$ ,  $Y_{\Sigma}$  and  $Z_{\Sigma}$  are the resulting color coordinates. We can then calculate the xy chromaticity coordinates for the new color.

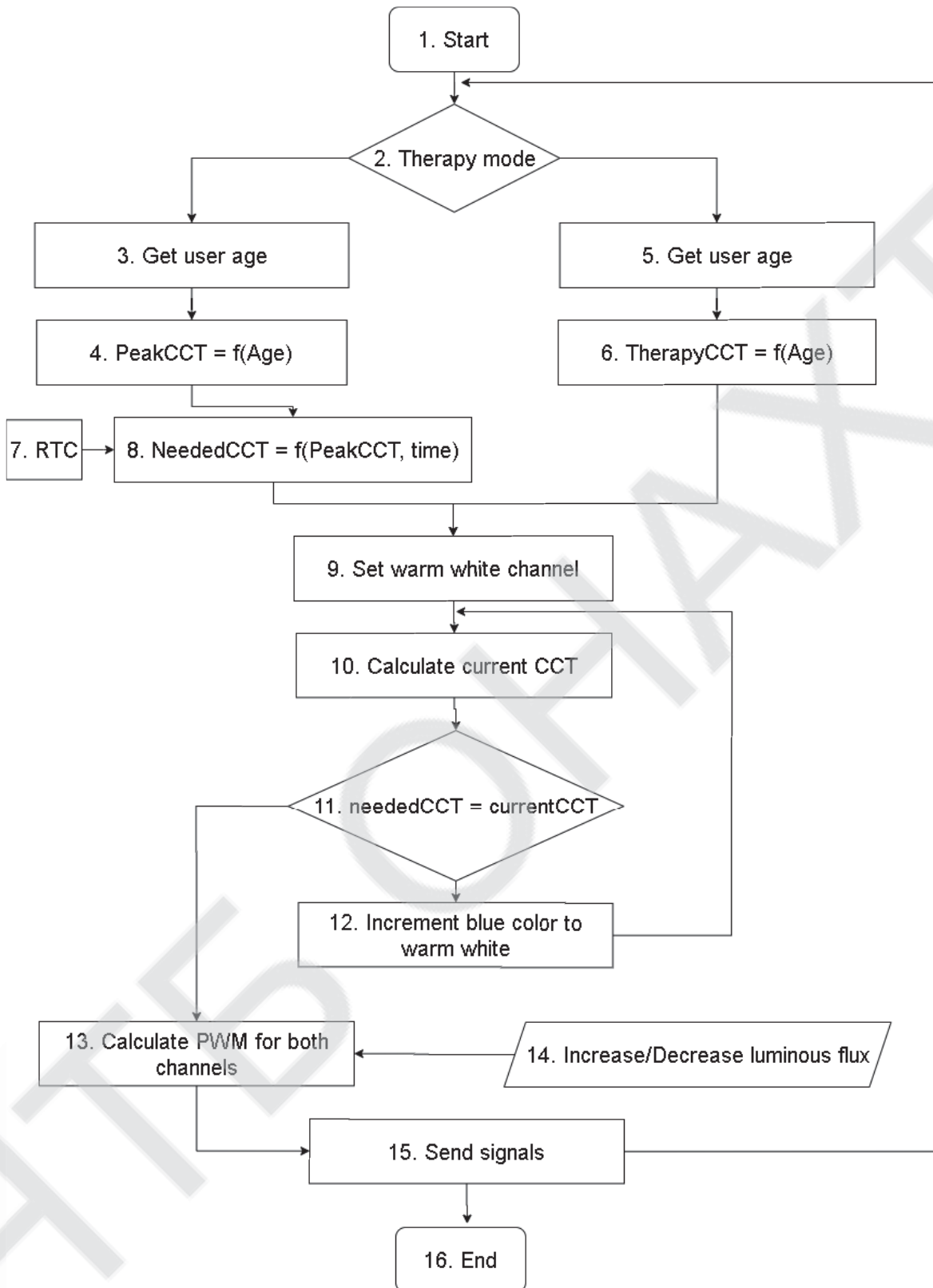
When a system has achieved the appropriate CCT, but a user wishes to change the luminous flux we can, while maintaining the chromaticity coordinates, adjust both lighting channels by a coefficient, leveraging the vector nature of how our system processes colors (Fig. 1).



**Fig. 1.** Y White1, Y White2 – luminous flux of white LEDs before and after change, lm; Y Blue1, Y Blue2 - luminous flux of blue LEDs before and after change, lm; Y SUM - resulting luminous flux, lm

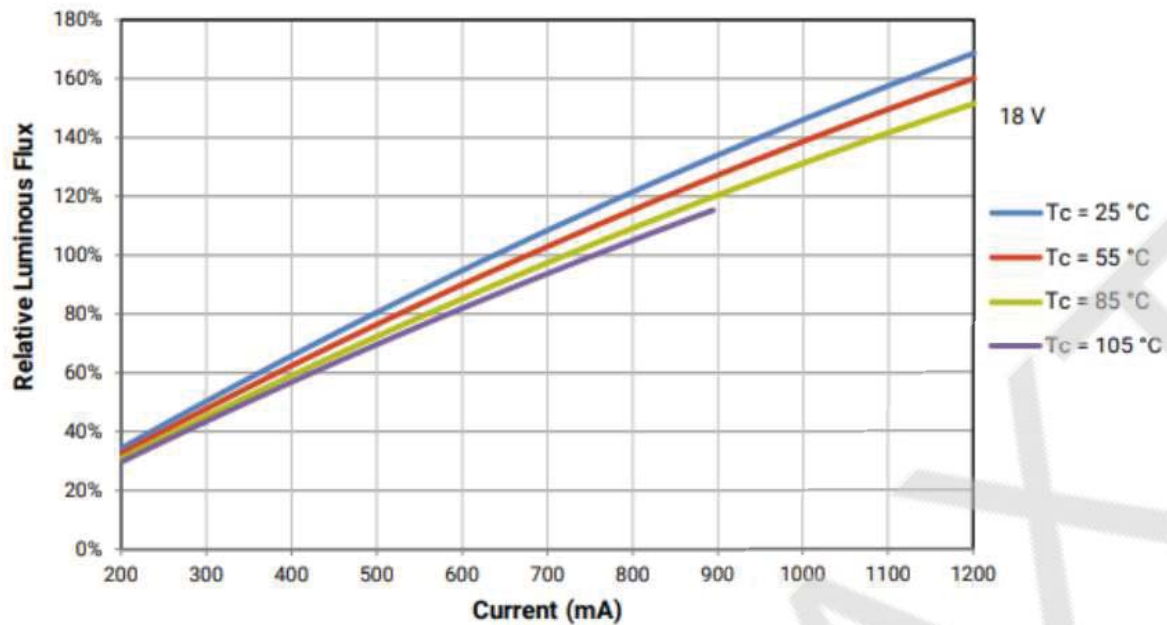
Controlling the LEDs' luminous flux can be achieved with the usage of a true constant current driver. Such drivers allow control over a dedicated PWM channel, therefore operating current can be accurately set ( $RSE < 1\%$ ).

The system's block diagram is shown in Fig. 2. Firstly, users choose normal or therapeutic function (block 2). The system then calculates appropriate CCT - current CCT for normal mode, as a function of time and the user's age (blocks 3, 4, 8) or as a function of age for therapy mode (blocks 5, 6). Next, calculations are initialized with the lowest achievable by the system CCT - that of the warm white lighting channel (block 9). With respect to the characteristics of the used LEDs, current CCT is calculated (block 11). Then, the algorithm "increments" blue color until a satisfying CCT is reached (blocks 10, 11, 12). The resulting color parameters are converted to PWM signal and sent to the driver circuit depending on the exact hardware used (blocks 13, 15). At this stage we can increase or decrease the overall luminous flux of the lights without changing their spectral composition (block 14).



**Fig. 2.** Block diagram of the used algorithm

To achieve accurate relative luminous flux control, further exploration is needed. Manufacturers provide a graph, containing relative luminous flux as a function of operating current (Fig.3) [6].



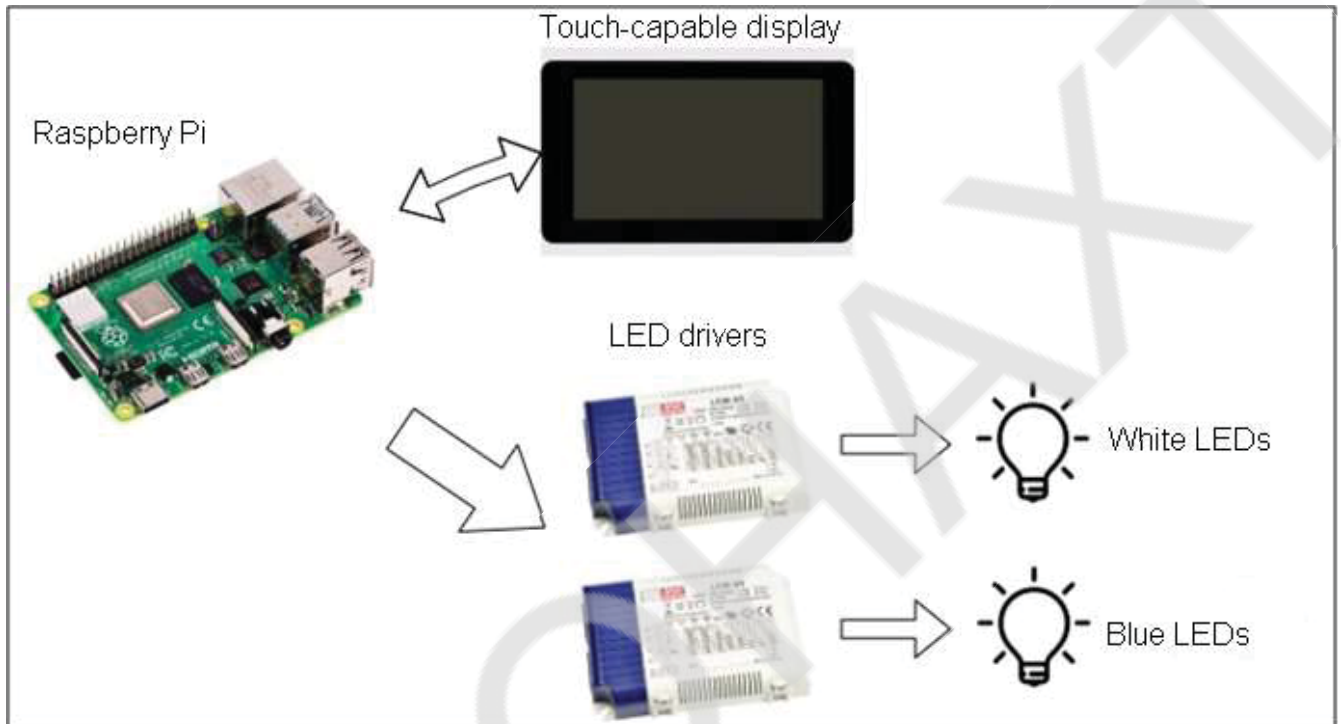
**Fig. 3.** Relative luminous flux as a function of operating current for CREE CXB1512 2700K, 80CRI LED modules [6].

After the appropriate LEDs and their operating temperatures are chosen we can approximate the current needed to achieve a certain relative luminous flux on a per-case basis. It should be noted that relations between relative luminous flux and current do not present a perfect linear relation, but after further experimental investigation of our linearization method we found minimal deviation ( $R^2 > 0.99$ ), which makes the approximation perfectly acceptable for this paper's use case.

The software part of this project must provide the following capabilities:

- Normal lighting mode – used for everyday purposes with the goal of imitating summer solar radiation. Can be customized based on users' age as follows:
  - Mode 1 – Users are children. The system limits radiation in the blue spectral range (under 500nm). Peak CCT does not exceed 4500K.
  - Mode 2 – Users are teens and adults. Peak CCT can reach 6500K.
  - Mode 3 – Users are elderly. Peak CCT can reach 7500K.
- Multiple therapeutic lighting modes – used for specific situations (battling Seasonal Affective Disorder, depressive states, dementia etc.).
- User and touch-friendly interface that allows users to manipulate the system accordingly.
- This paper proposes a solution based on the Raspberry Pi computer. In addition, to achieve the set goals we used:
- 3 CREE CXB1512 LED modules. These modules provide adequate luminous flux (3000lm at nominal current) and 2700K CCT.


- 8 CREE XQE Blue LEDs. Combined with the aforementioned warm white modules, the system can achieve a wide range of correlated color temperatures at a variety of luminous fluxes.
- 2 MEANWELL LCM-60 LED drivers. The drivers allow control of the current through the LEDs via PWM signals, generated by the Raspberry Pi.



**Fig. 4.** Block diagram of the main system modules interacting with each other.

Testing different parameters of the system was achieved using:

- Spectroradiometer Stellar Net BLACK-Comet VIS-NIR – Allows testing spectral characteristics of the luminaire.

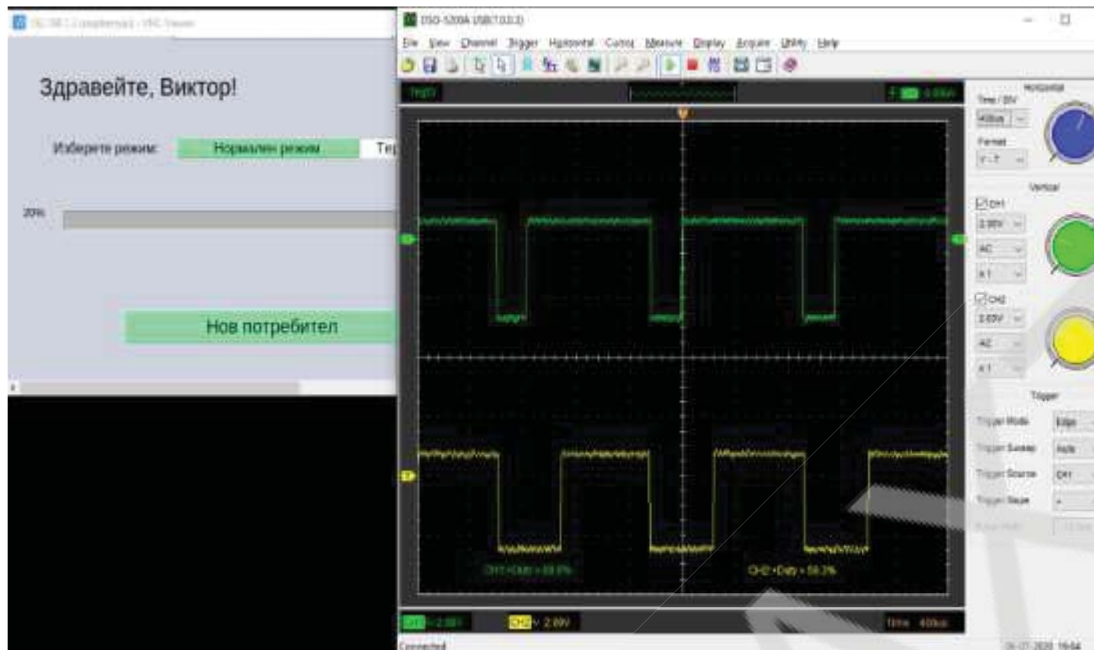


- Integrating sphere with a 1m diameter – Allows probing for spectral characteristics.
- A number of oscilloscopes – Allow testing the control PWM signals in different situations.
- Other electronic measuring equipment.

#### **IV. RESULTS**

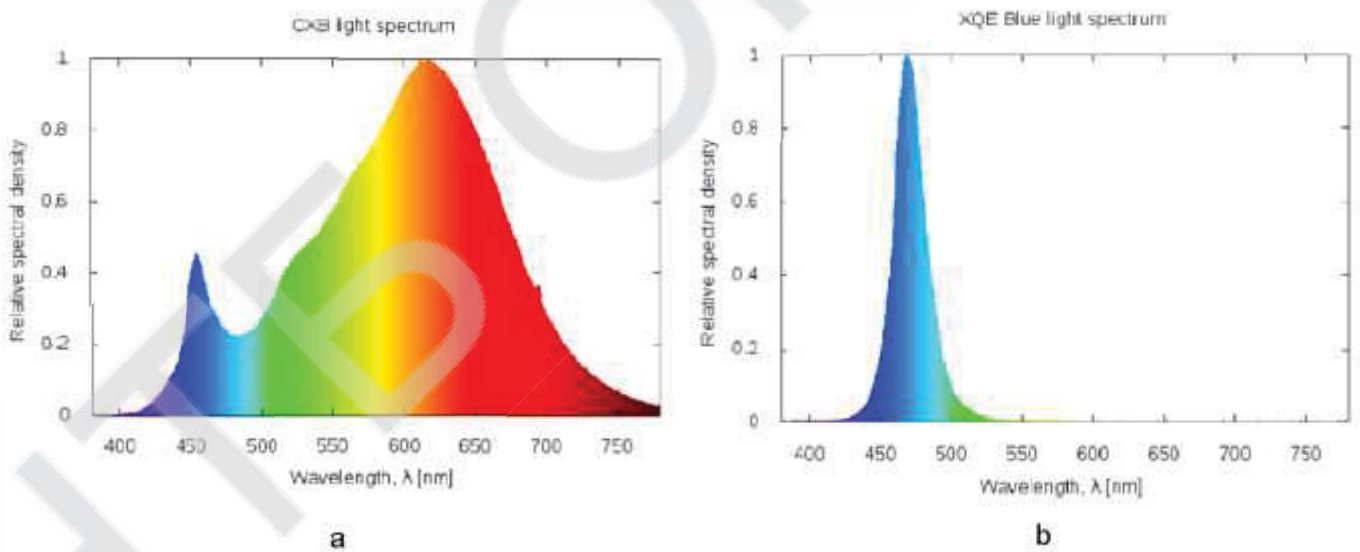
A number of experiments were performed, concerning the accuracy of the PWM control signals and the overall spectral characteristics the system provides.

The first set of experiments consisted of examining the control signals for both the warm white and blue channels via the use of an oscilloscope. Different working modes were selected and the relation between the desired control signals, the actual control signals and the desired CCT values was examined.

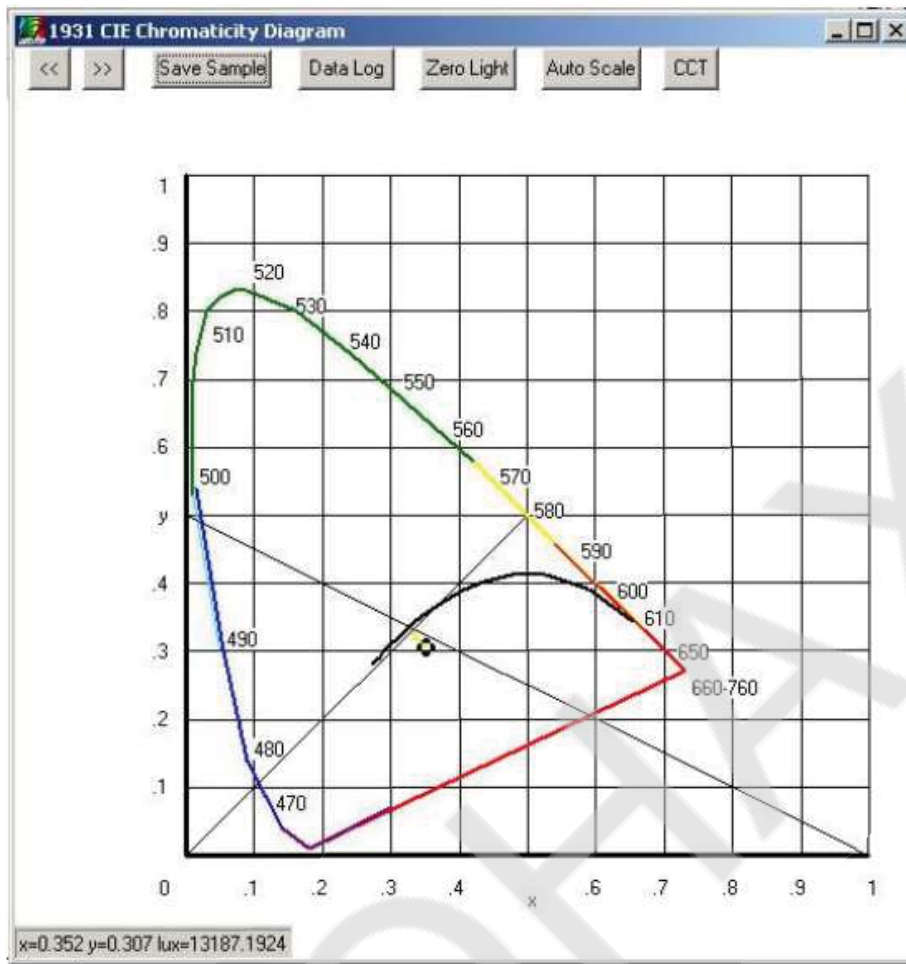


**Fig. 5.** Exemplary result for therapeutic mode selected (CCT – 7500K, Relative luminous flux – 90%)

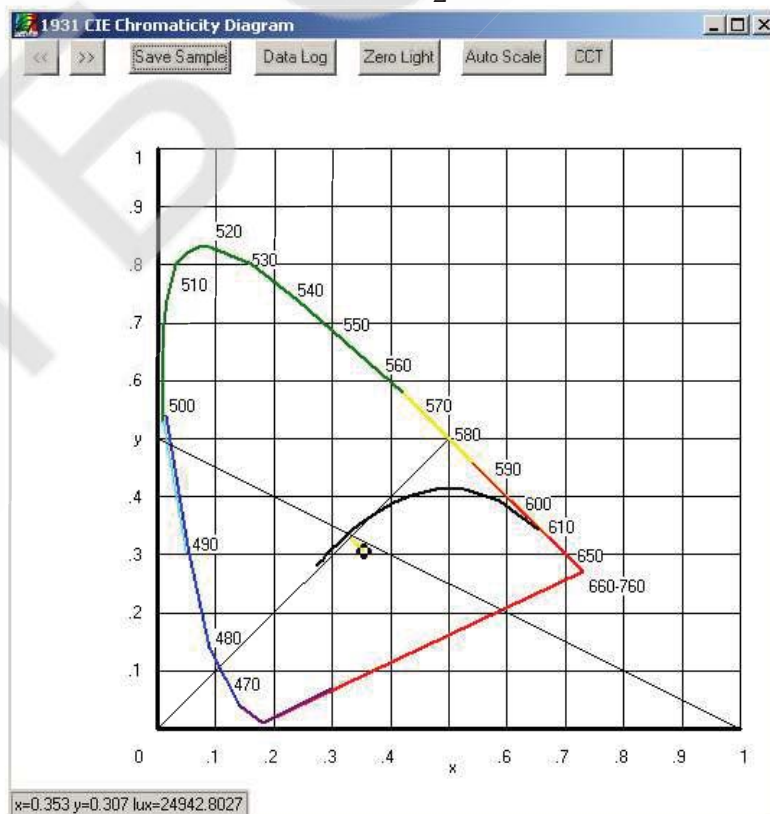
The second set of experiments was associated with the spectral characteristics of our illuminator. An integrating sphere and a spectroradiometer were used to investigate changes in photometric characteristics in relation to changing user parameters.



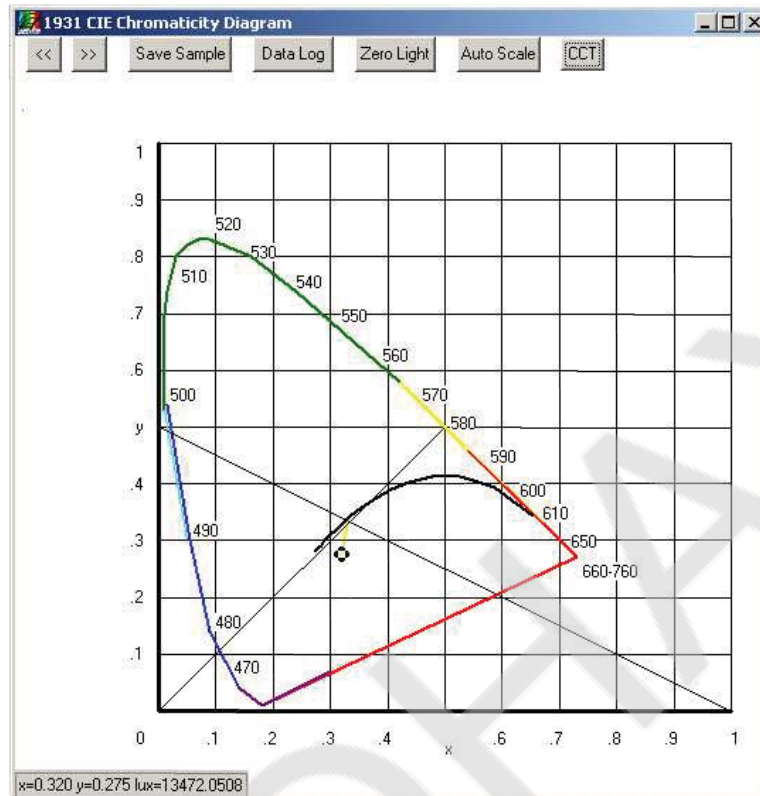
**Fig. 6.** Experimentally obtained spectral characteristics for used LEDs (5a – CXB1512 warm white, 5b – XQE Blue)



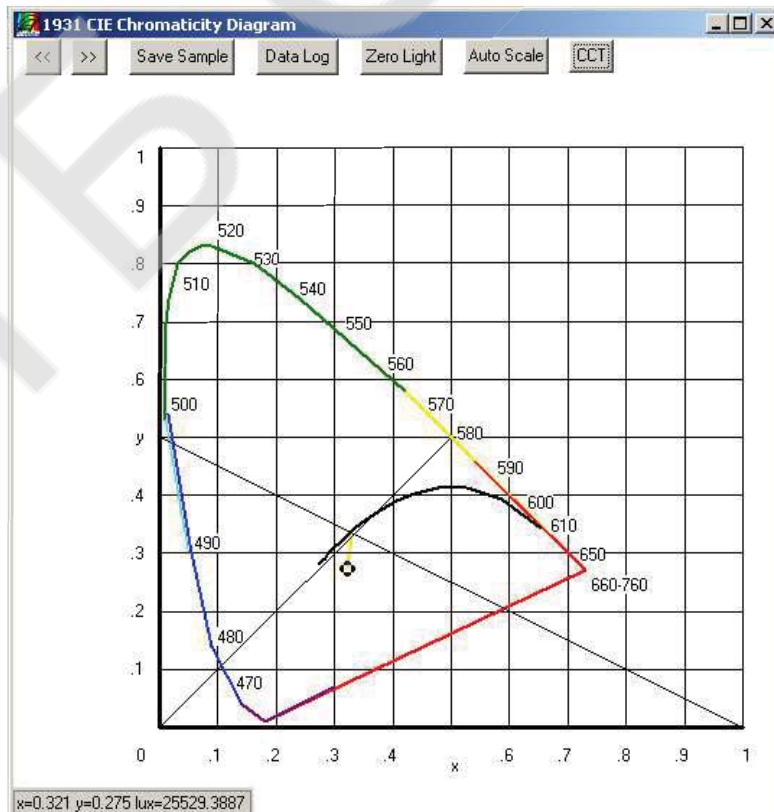
**Fig. 7.** Result showing spectral and photometric characteristics of our luminaire for desired CCT – 4400K, measured CCT = 4450K,  $I_{\text{white}} = 350\text{mA}$ ,  $I_{\text{blue}} = 185\text{mA}$ , luminous flux  $Y_{\Sigma} = 1404\text{lm}$



**Fig. 7.** Result showing spectral and photometric characteristics of our luminaire for desired CCT – 4400K, measured CCT = 4369K,  $I_{white} = 700mA$ ,  $I_{blue} = 360mA$ , luminous flux  $Y_{\Sigma} = 2666lm$



**Fig. 8.** Result showing spectral and photometric characteristics of our luminaire for desired CCT – 6500K, measured CCT = 6490K,  $I_{white} = 350mA$ ,  $I_{blue} = 285mA$ , luminous flux  $Y_{\Sigma} = 1432lm$



**Fig. 9.** Result showing spectral and photometric characteristics of our luminaire for desired CCT – 6500K, measured CCT = 6435K,  $I_{white} = 700\text{mA}$ ,  $I_{blue} = 632\text{mA}$ , luminous flux  $Y_{\Sigma} = 2709\text{lm}$

The following table shows results for two set CCTs (4400K and 6500K). The relative luminous flux is changed through the system's user interface. The actual luminous flux, correlated color temperature, current and Duv are measured:

CXB1512 I, [mA]	XQE Blue I, [mA]	Flux, [lm]	x	y	CCT, Desired, [K]	CCT, Measured, [K]	Duv
350	185	1404	0,352	0,307	4400	4450	0,027
400	205	1577	0,352	0,307	4400	4315	0,026
500	255	1904	0,353	0,308	4400	4403	0,027
600	310	2256	0,353	0,307	4400	4402	0,027
700	360	2666	0,353	0,307	4400	4369	0,028
350	285	1432	0,320	0,276	6500	6490	0,032
400	328	1632	0,320	0,275	6500	6484	0,032
500	420	2014	0,321	0,275	6500	6480	0,032
600	520	2384	0,321	0,275	6500	6426	0,032
700	632	2709	0,321	0,275	6500	6435	0,032

## V. CONCLUSIONS

A lighting management system for controlling the luminous flux characteristics of an LED based luminaire was developed and presented. This paper offers a relatively simple, reliable and scalable solution to adaptive lights. Numerous experiments showed sufficient accuracy without the need for a feedback system, keeping our solution low-cost. The presented system allows CCT control of the luminous flux as well as constant CCT while changing luminous flux. Taken into account are relevant user parameters.

## VI. REFERENCES

- [1] Scientific Committee on Health, Environmental and Emerging Risks - SCHEER Opinion on Potential risks to human health of LEDs; 5-6 June 2018.
- [2] Gabel V., M. Maire, C. F. Reichert, S. L. Chellappa, C. Schmidt, V. Hommes, A. U. Viola and C. Cajochen, Effects of Artificial Dawn and Morning Blue Light on Daytime Cognitive Performance, Well-being, Cortisol and Melatonin Levels, *Chronobiology International*, Informa Healthcare USA, Inc. (2013), pp.1–10.

[3] Pescosolido N, Barbato A, Giannotti R, Komaiha C, Lenarduzzi F. Age-related changes in the kinetics of human lenses: prevention of the cataract. *Int J Ophthalmol.* 2016;9(10):1506-1517. Published 2016 Oct 18. doi:10.18240/ijo.2016.10.23

[4] Virk G, Reeves G, Rosenthal NE, Sher L, Postolache TT. Short exposure to light treatment improves depression scores in patients with seasonal affective disorder: A brief report. *Int J Disabil Hum Dev.* 2009;8(3):283-286. doi:10.1901/jaba.2009.8-283

[5] McCamy, Calvin S. (April 1992). "Correlated color temperature as an explicit function of chromaticity coordinates". *Color Research & Application.* 17 (2): 142–144. doi:10.1002/col.5080170211. plus erratum doi:10.1002/col.5080180222

[6] <https://www.cree.com/>

[7] J.L. Xian, W.X. Cai, H.X. Pan, N.Z. Chen & X.Y. Chen, Y.W. Sun, D. Yan; DNN-HMM-based automatic speech recognition system for intelligent LED lighting control; *Automatic Control, Mechatronics and Industrial Engineering – He & Qing (Eds) 2019 Taylor & Francis Group, London, ISBN 978-1-138-60427-8; pp. 73-78.*

[8] Covatti, Luís Fernando Peláez, Test-bed for feedback control of color of light of LED lamps; DAS5511: Projeto de Fim de Curso; <https://core.ac.uk/download/pdf/78549974.pdf>, 2013.

[9] Razvan Cirjan, Sergiu Gheorghe Microchip Technology Inc.; Offline Intelligent RGB LED Lighting System Solution; AN2691; <http://ww1.microchip.com/downloads/en/AppNotes/Offline-Intelligent-RGB-LED-Light-System-Solution-00002691A.pdf>

COMPUTERIZED DIAGNOSIS OF PROSTATE CANCER BASED ON WHOLE SLIDE HISTOLOGY IMAGES AND DEEP LEARNING METHODS Authors: Valery Malyshev, Dmitry Voynov, Elizabeth Lapo Advisor: Vassili Kovalev United Institute of Informatics Problems (Belarus).....	391
INFORMATION SUPPORT FOR MONITORING THE PARAMETERS OF A SELF-ORGANIZING MOBILE DATA NETWORK Authors: Sergey Pochenchuk, Andrey Omelyanec, Sergey Margolin Advisor: Yuliya Duinova Belarusian State Academy of Communications (Belarus).....	402
VISUALIZATION OF THE FLIGHT OF UNMANNED AERIAL VEHICLES ACCORDING TO THE "MASTER - SLAVE" MODEL Author: Mariia Pyvovar Advisors: Olga Pogudina, Dmitriy Kritskiy National Aerospace University “Kharkiv Aviation Institute” (Ukraine).....	412
INFORMATION TECHNOLOGY OF THE DIAGNOSTICS OF NEURO-PHYSIOLOGICAL STATES OF PERSONALITY BASED ON THE EYE-TRACKING DATA Authors: Valeriy Makarov, Dmitro Broska, Volodymyr Chorniy Advisor: Vitaliy Pavlenko Odessa National Polytechnic University (Ukraine).....	419
TELEGRAM BOT STUDENT ASSISTANT Author: Vitaliy Vodopian Advisor: Anastasiia Kryvchenko Separated structural subdivision «Odessa Technical Applied College Odessa National Academy of Food Technologies» (Ukraine).....	435
LIGHTING SYSTEM CONTROL FOR EVERYDAY AND THERAPEUTIC PURPOSES Author: Viktor Mashkov Advisor: Yulka Petkova Technical University of Varna (Bulgaria).....	441
INFORMATION SYSTEM FOR ASSESSING THE PHYSICAL CONDITION OF PETS Author: Elizar Nosulya Advisor: Liudmila Nechvoloda Donbass State Engineering Academy (Ukraine).....	453