

Ministry of Education and Science of Ukraine
**ODESSA NATIONAL ACADEMY OF
FOOD TECHNOLOGIES**

International Competition of
Student Scientific Works

**BLACK SEA
SCIENCE 2021**
PROCEEDINGS



ODESSA, ONAFT 2021

Ministry of Education and Science of Ukraine
Odessa National Academy of Food Technologies

International Competition of Student Scientific Works

BLACK SEA SCIENCE 2021

Proceedings

Odessa, ONAFT 2021

Recommended for print by the Academic Council of
Odessa National Academy of Food Technologies
on April 6, 2021, Protocol No. 13

Editorial board:

Prof. B. Iegorov, D.Sc., Professor, Rector of the Odessa National Academy of Food Technologies, Editor-in-chief

Prof. M. Mardar, D.Sc., Professor, Vice-Rector for Scientific and Pedagogical Work and International Relations, Editor-in-chief

Dr. I. Solonytska, Ph.D., Assoc. Professor, Director of the M.V. Lomonosov Technological Institute of Food Industry, Head of the jury of «Food Science and Technologies»

Dr. Yu. Melnyk, D.Sc., Assoc. Professor, Director of the G.E. Weinstein Institute of Applied Economics and Management, Head of the jury of «Economics and Administration»

Dr. S. Kotlyk, Ph.D., Assoc. Professor, Director of the P.M. Platonov Educational-Scientific Institute of Computer Systems and Technologies “Industry 4.0”, Head of the jury of «Information Technologies, Automation and Robotics»

Prof. B. Kosoy, D.Sc., Professor, Director of the V.S. Martynovsky Institute of Refrigeration, Cryotechnology and Ecoenergetics, Head of the jury of «Power Engineering and Energy Efficiency»

Prof. G. Krusir, D.Sc., Professor, Head of the Department of Ecology and Environmental Protection Technologies, Head of the jury of «Ecology and Environmental Protection»

Dr. V. Kozhevnikova, Ph.D., Assoc. Professor, of the Department of Hotel and Catering Business, ONAFT, Technical Editor

Black Sea Science 2021: Proceedings of the International Competition of Student Scientific Works / Odessa National Academy of Food Technologies; B. Iegorov, M. Mardar (editors-in-chief.) [*et al.*]. – Odessa: ONAFT, 2021. – 731 p.

Proceedings of International Competition of Student Scientific Works «Black Sea Science 2021» contain the works of winners of the competition.

The author of the work is responsible for the accuracy of the information.

Organizing committee:

Prof. Bogdan Iegorov, D.Sc., Rector of Odessa National Academy of Food Technologies, Head of the Committee

Prof. Maryna Mardar, D.Sc., Vice-Rector for Scientific and Pedagogical Work and International Relations of Odessa National Academy of Food Technologies, Deputy Head of the Committee

Prof. Stefan Dragoev, D.Sc., Vice-Rector for Scientific Work and Business Partnerships of University of Food Technologies (Bulgaria)

Prof. Baurzhan Nurakhmetov, D.Sc., First Vice-Rector of Almaty Technological University (Kazakhstan)

Prof. Mircea Bernic, Dr. habil., Vice-Rector for Scientific Work of Technical University of Moldova (Moldova)

Prof. Jacek Wrobel, Dr. habil., Rector of West Pomeranian University of Technology (Poland)

Prof. Michael Zinigrad, D.Sc., Rector of Ariel University (Israel)

Dr. Mei Lehe, Ph.D., Vice-President of Ningbo Institute of Technology, Zhejiang University (China)

Prof. Plamen Kangalov, Ph.D., Vice-Rector for Academic Affairs of “Angel Kanchev” University of Ruse (Bulgaria)

Dr. Alexander Sychev, Ph.D., Assoc. Professor of Sukhoi State Technical University of Gomel (Belarus)

Dr. Hanna Lilishentseva, Ph.D., Assoc. Professor, Head of the Department of Merchandise of Foodstuff of Belarus State Economic University (Belarus)

Prof. Heinz Leuenberger, Ph.D., Professor of the Institute of Ecopreneurship of University of Applied Sciences and Arts (Switzerland)

Prof. Edward Pospiech, Dr. habil., Professor of the Institute of Meat Technology of Poznan University of Life Sciences (Poland)

Prof. Lali Elanidze, Ph.D., Professor of the Faculty of Agrarian Sciences of Iakob Gogebashvili Telavi State University (Georgia)

Dr. V. Kozhevnikova, Ph.D., Senior Lecturer of the Department of Hotel and Catering Business of Odessa National Academy of Food Technologies, Secretary of the Committee

4. POWER ENGINEERING **AND ENERGY EFFICIENCY**

HEAT AND MASS TRANSFER IN BIOMASS PYROLYSIS TECHNOLOGIES

Authors: Gustaw Kot, Agnieszka Jardel

Advisor: prof. Anatoliy Pavlenko
Kielce University of Technology (Poland)

***Abstract.** This work presents some results of studies of biomass pyrolysis processes, obtained values of heat and mass transfer characteristics of a fluidized bed. The main regularities of heat and mass transfer are described, mathematical models and solution results are proposed.*

***Keywords:** fluidized layer, pyrolysis gas, biomass pyrolysis*

I. INTRODUCTION

Biogas is one of the most beneficial sources of energy from renewable energy sources. Production and use of biogas is not yet widespread in Poland despite there is a great potential for that. Increasing the production of this energetic gas provides an opportunity to meet Poland's commitments to the European Union which is achieving 15% share of renewable energy sources by 2020. Proclitic gas from pyrolysis process is a high calorific fuel, which is also a product of biomass conversion and is thus a biogas. The pyrolysis process can be a modern method of obtaining biogas, competitive to the common methods used in biogas production in Poland. Experimental studies investigated techniques of obtaining and properties of the gas obtained by the pyrolysis process. The installation was built to investigate the technological process of oxidative pyrolysis. Various biomass types was investigated and the results got presented in graphs. There is a lot of obstacles to investing in biogas. Biomass pyrolysis can be the alternative way of obtaining biogas.

When heated, and the interaction of the material with the gas flow is intense heat and mass transfer processes in the layer, among which there are three main types of transfer of thermal energy and mass. In the first case it is necessary to consider the transfer of substance and heat inside the layer. The fluidized bed has a high volumetric heat capacity therefore transport processes are fully determined by solid-phase stirring. The second type of energy transfer - the transfer from gas to the particles. The presence of specific flows of heat and mass transfer in the layer is conditioned by different heating rates of particles. That is, in this case, you should consider the problem of thermal conductivity the particles and temperature changes inside the particle in time.

The third type of energy transfer due to the interaction of the particle bed with the walls of pyrolysis chamber. In our case, walls are insulated, so the heat exchange with the walls will not be considered.

II. OBJECT, SUBJECT, AND METHODS OF RESEARCH

Purpose of work is to determine experimentally the effective parameters of the layer and develop methodology for the analytical evaluation of the intensity of heat and mass transfer in a fluidized layer.

Fluidization of raw particle starts at disequilibrium balance of forces acting on a layer: gravitational; forces dynamic pressure air flow; hydrodynamic flow resistance and resistance to friction. In many literature sources it is indicated that under certain conditions, the fluidized bed may be relatively stable in general. These conclusions are supported by our experimental studies, which set the frequency range pulsation (1-2 Hz) layer of the raw material in the pyrolysis. Satisfaction of this condition ensures the implementation of sustainable modes of fluidization.

In contrast to the fluidized layer, which is generally stable, the position of each individual particle is not stable. Even if at some point in the particle layer are distributed uniformly at equal distances from each other, even a slight displacement of one of them will lead to a rearrangement of circumfluent flow rate at which the narrow section between the converged particles increases, and the pressure (by the law of Bernoulli) decreases. Thus, particles acquire new speed U . Continuous value of this parameter leads to fluctuations of all dynamic parameters. And they will be the greater, the greater height of the layer of feed material, its density, dispersibility and moisture [1].

For the experimental and calculated dependences of the hydraulic resistance of the fluidized bed of raw material ΔP , the layer with the height H and fractional void volume of the gas velocity created laboratory equipment, shown in the Figure 1.




Figure 1. Laboratory stand: a) a general scheme of equipment of the fluidized layer; b) photo laboratory equipment; c) photograph of the raw material

The installation consists of a glass column 1 of 200 mm diameter, in which the airblower 2 is supplied air. Air flow is determined by a rotameter 3. The air heated by an electric radiator 4. To control the temperature and pressure mounted devices 5 and 6. Raw particle loading on distribution lattice 7. Initial layer height - H_0 . The height of the fluidized layer - H . If through the fluidized bed material, which is lattice 7 miss gasstream, the state of the layer is determined by its speed.

At flow velocities below the first critical speed U_{crl} layer goes into the fluidization. The particles start moving. This ensures good mixing of the material, an average temperature in the bed and evenly distributed interaction with the coolant.

III.

RESULTS

There occur pressure pulsations (frequency $\nu < 1$ Hz). Upon reaching the second critical speed U_{cr2} the layer is destroyed [2].

Criterion for our conditions $Ar=5,9 \cdot 10^6$ and $Ly=0,46$.

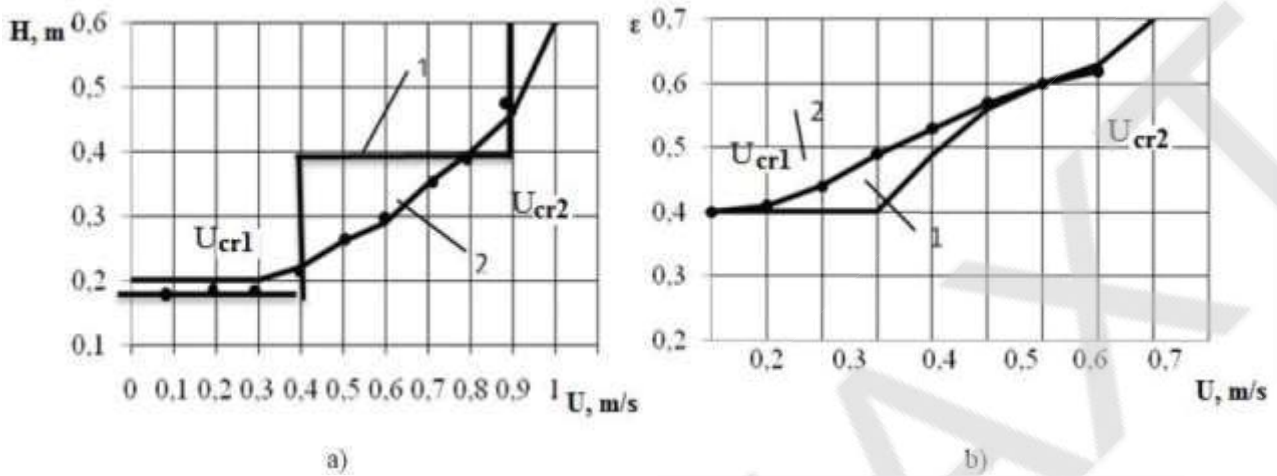


Figure 2. Experimental dependence of layers: a) height; b) fractional void volume of the air velocity.

The figures show calculated dependence (curve 1) and experimental one (curve 2). In the graphs there is no clear boundary fluidization because polydispersed material for each fraction fluidization begins at different critical speeds close to 0.4 m/s.

The boundaries of the existence of the fluidized bed depends on the frequency characteristics (geometrical parameters and velocity of the gas), temperature and pressure environment. The figures show the limits of existence of a stable layer of pulsing (frequency of 1-2 Hz) particles with a moisture content of 10-40% in the temperature range 100-400°C. These dependencies are valid for the pyrolysis of raw particles of different nature and humidity subject to the equality $H_0 \approx D$ [3].

For theoretical analysis of the interaction of a particle with upflow gas there proposed simplified calculation model of the system (Figure 3).

The main obstacle is the propagation of heat air gaps, so the effective thermal conductivity (λ_{ef}) decreases with increasing of fractional void volume characteristic of the upper part of the layer material. But because of the heat transfer, moving of particles λ_{ef} is almost constant. Therefore, thermal diffusivity (a) of the layer is equal to a diffusion coefficient mixing of the solid particles [3].

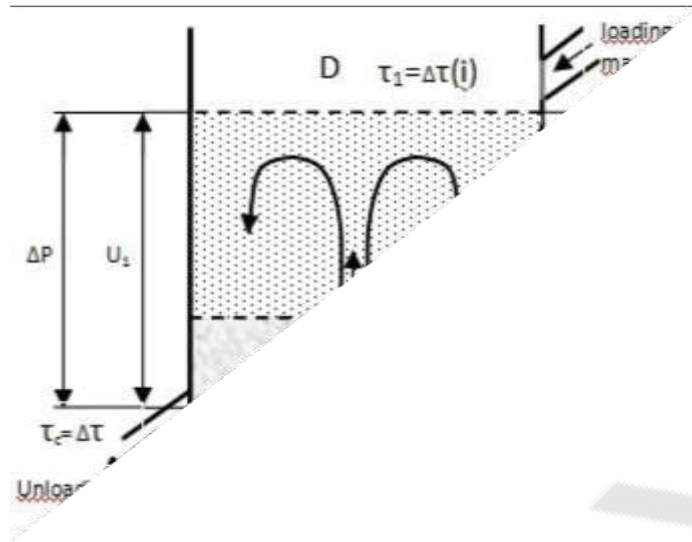


Figure 3. Scheme of the process preliminary low-temperature pyrolysis

Volumetric heat capacity of the particles: $(1-\varepsilon)C_{sp}\rho \approx 1300 \text{ kJ}/(\text{m}^3\text{K})$.

The effective thermal conductivity of the layer, is sufficiently high, even when compared metals. $\lambda = a(1-\varepsilon)C_{sp}\rho \approx 860 \text{ W}/(\text{mK})$ [4].

To evaluate the temperature difference over the cross section apparatus the following equation may be used:

$$G_{layer} \frac{C \rho_{layer}}{S} \frac{dT}{dR} = \lambda_{ef} \frac{d^2T}{dR^2} - \alpha(T_R - T_0) \quad (1)$$

where G_{layer} - flow characteristics of gas through the layer (m^3/s); S - sectional area of apparatus; ρ_{layer} - the density of the fluidized layer; R - the radius of apparatus; T_0 - the temperature layer in the center (axis apparatus); T_R - temperature of the layer at the apparatus wall; α - effective heat transfer coefficient.

The boundary conditions

$$\lambda_{ef} \frac{dT}{dR} \Big|_R = G_{layer} C \rho_{layer} (T_0 - T_R) \quad (2)$$

$$\lambda_{ef} \frac{dT}{dR} \Big|_0 = 0 \quad (3)$$

Solving the equations, we obtain the dependence, which allows us to estimate the temperature difference when loading the material during its interaction with air and layer:

$$\Delta T = T_0 - T_R = \frac{(T_S - T_R) \cdot (G_{layer} C \rho_{layer} + \alpha R S)}{G_{layer} C \rho_{layer}} \quad (4)$$

ΔT in the first 0.5 seconds is equal to about 10°C .

The temperature of the air before gas distribution lattice essentially differs from the temperature of the layer. Consider the rate of warming layer and thus determine the height at which layer the temperature of the particles is equal to the air temperature. If we assume that the process of heat and mass transfer can quantitative characterization of specific volumetric heat transfer coefficient α_V ($\text{W}/\text{m}^3\text{K}$) the

temperature difference between the air and raw material particles should decrease exponentially in the direction of the air and at the outlet of layer will tend to zero. When high thermal conductivity of the particles can be considered their heating process is quite fast flowing [5].

Measurements of the temperature field inside the particle is difficult manageable task. Therefore, we consider the problem of thermal conductivity of the particle. But first perform an assessment of heat transfer processes for each of the phases. To do this, we write the equation of heat transfer for air:

$$d\varepsilon C_a \rho_a \frac{dT_a}{d\tau} = G(1 - \varepsilon)\alpha(T_m - T_a) \quad (5)$$

for the layer

$$(1 - \varepsilon)\alpha C_m \rho_m \frac{dT_m}{d\tau} = G(1 - \varepsilon)\alpha(T_a - T_m) \quad (6)$$

We introduce the characteristic parameters of time warming gas τ_a^* at $T_m = \text{const}$ and τ_m^* at $T_a = \text{const}$:

$$\begin{cases} \tau_a^* = \frac{\varepsilon}{1 - \varepsilon} \frac{C_g \rho_g \alpha}{G\alpha} \\ \tau_m^* = \frac{C_m \rho_m \alpha}{G\alpha} \end{cases} \quad (7)$$

Solving these equations we obtain:

$$\tau_a^* T_{a0} + \tau_m^* T_{m0} = (\tau_a^* + \tau_m^*) T_f \quad (8)$$

where T_f – the final temperature phase (equilibrium) T_{a0} and T_{m0} – initial temperature phases. Finally, the solution of equations of the form:

$$\begin{cases} T_m - T_f = \frac{T_{a0} - T_f}{e^{\frac{\tau}{\tau_0}}} \\ T_a - T_f = \frac{T_a - T_f}{e^{\frac{\tau}{\tau_0}}} \end{cases} \quad (9)$$

where τ_0 - the characteristic time of heat transfer

$$\tau_0 = \frac{\tau_a^* \tau_m^*}{\tau_a^* + \tau_m^*} \approx \tau_a^* \quad (10)$$

The characteristic time heat transfer determines the height layer h_0 , where the condition $T_m = T_a$

$$h_0 = \frac{\varepsilon^2}{G(1 - \varepsilon)} P100D \approx 10D \quad (11)$$

Height $h_0 \approx 10d$ is located in the area of sustainable existence layer (Figure 2).

The above mentioned features of interphase heat transfer also valid for interphase mass transfer process [5]. Because pyrolysis occurs in the active layer region $h_0 \approx 10D$, then the upper layers of the pyrolysis gas concentration practically does not differ from the equilibrium with the dispersed phase. In the layer height $h_0 \approx 10D$ of the concentration of volatile components raw mixture differs substantially from the equilibrium. To evaluate the intensity dependence of the mass transfer is proposed

$$Sh = \beta \frac{\alpha}{D_{ef}},$$

where β – heat transfer coefficient; D_{ef} – diffusion coefficient. In general constant mass transfer rate in the layer must be calculated for specific conditions. Practically there usually used an effective mass transfer coefficient β^* if estimate the size h_0 , that is actually determined by the effective mass transfer coefficient of correlation

$$Sh = 0,025 Re Sc^{0,33}$$

V. CONCLUSIONS

1. In the pyrolysis chamber there distinguished two types of non-stationary temperature and concentration fields that are associated with replenishment layer the cold raw particles.
2. Due to the fact that the inside layer there is an intensive mixing of the material circulation, all of thermophysical characteristics the cross section of the layer are aligned. At the same time due to mechanical transfer of thermal energy, concentrated in the particles thermal conductivity of the layer may exceed the thermal conductivity of metals.
3. It has been established that the alignment differences of temperatures and concentrations by the above effects can occur within 0,5 – 1 s, i.e. in the time interval comparable to a period of pulsation layer.
4. It is investigated that the alignment of values of concentration and temperature of the material layer and the air is at a height of particles $10d$.
- 5.

VI. REFERENCES

1. Pavlenko A.M., Koshlak H.V., Usenko B.O. (2014). The processes of heat and mass exchange in the vortex devices, Metallurgical and Mining Industry, No 3, p.p. 55-59.
2. Pavlenko A.M., Koshlak H.V., Usenko B.O. (2014). Thermal conductivity of the gas in small space, Metallurgical and Mining Industry, No 2, p.p. 20-24.
3. Pavlenko, A.M., Basok, B.I., Avramenko, A. A. (2005). Heat Conduction of a multi-layer disperse particle of emulsion. Heat Transfer Research. 36,(1,2), 55-61.
4. Pavlenko, A.M., Basok, B.I. (2005). Kinetics of water evaporation from emulsions. Heat Transfer Research. 36, (5), 425-430.
5. Pavlenko, A.M., Basok, B.I. (2005). Regularities of boiling-up of emulsified liquids. Heat Transfer Research. 36, (5), 419-424.

A RESULT-ORIENTED FRAMEWORK TO SUPPORT THE LOW-CARBON TRANSFORMATION OF ENERGY SERVICES MARKET Author: Maria Yevtukhova Advisors: Valeriy Deshko Oleksandr Kovalko National Technical University “KPI” (Ukraine).....	555
COMBINED SMALL-SCALE POWER INSTALLATION FOR GENERATION OF THE HEAT, ELECTRICITY, AND MOISTURE FROM AIR Author: Zhang Haobo Advisor: Volovyk Oleksii NingboTech University (China).....	569
INVESTIGATION OF THE INFLUENCE OF THERMAL MODERNIZATION OF PANEL RESIDENTIAL BUILDINGS IN POLTAVA ON THE HUMIDITY CONDITION OF PANELS IN THE JOINT ZONE Authors: Vitalii Kidenko, Mustafa Omer Mussab Musaad, Pavlo Havrylenko Advisors: Oleg Yurin, Nataliia Mahas National University «Yuri Kondratyuk Poltava Polytechnic» (Ukraine).....	579
HEAT AND MASS TRANSFER IN BIOMASS PYROLYSIS TECHNOLOGIES Authors: Gustaw Kot, Agnieszka Jardel Advisor: prof. Anatoliy Pavlenko Kielce University of Technology (Poland).....	592
INCREASING THE EFFICIENCY OF AN AUTONOMOUS POWER SUPPLY SYSTEM BASED ON PHOTOELECTRIC CONVERTERS Author: Kateryna Novyk Advisor: Serhii Stepenko Chernihiv Polytechnic National University (Ukraine).....	598
INCREASING THE LEVEL OF ENERGY EFFICIENCY OF COMBINED POWER SUPPLY SYSTEMS Author: Andrew Yakovenko, Maxim Slavov Advisor: Serhii Dudnikov Petro Vasylenko Kharkiv National Technical University of Agriculture (Ukraine)	615
5. ECOLOGY AND ENVIRONMENTAL PROTECTION.....	628
EFFICIENCY FROM WETLANDS AND AERATED LAGOONS FOR WASTEWATER TREATMENT Authors: Anastasia Lahotska ¹ , Karolina Jozwiakowska ² Advisor: Myroslav Malovanyy ¹ Lviv Polytechnic National University (Ukraine) ² H. Kołłątaj University of Agriculture in Kraków (Poland).....	629